

# uCertify

## Course Outline

CompTIA A+ (220-1101 & 220-1102)



28 May 2024

1. Course Objective
2. Pre-Assessment
3. Exercises, Quizzes, Flashcards & Glossary  
Number of Questions
4. Expert Instructor-Led Training
5. ADA Compliant & JAWS Compatible Platform
6. State of the Art Educator Tools
7. Award Winning Learning Platform (LMS)
8. Chapter & Lessons  
Syllabus  
Chapter 1: Introduction  
Chapter 2: Motherboards, Processors, and Memory  
Chapter 3: Expansion Cards, Storage Devices, and Power Supplies  
Chapter 4: Peripherals, Cables, and Connectors  
Chapter 5: Printers and Multifunction Devices  
Chapter 6: Networking Fundamentals  
Chapter 7: Introduction to TCP/IP  
Chapter 8: Wireless and SOHO Networks  
Chapter 9: Network Services, Virtualization, and Cloud Computing  
Chapter 10: Laptop and Mobile Device Hardware  
Chapter 11: Mobile Connectivity and Application Support  
Chapter 12: Troubleshooting Methodology and Resolving Core Hardware Problems  
Chapter 13: Hardware and Network Troubleshooting  
Chapter 14: Operating System Basics  
Chapter 15: Windows Configuration  
Chapter 16: Windows Administration  
Chapter 17: Working with macOS and Linux  
Chapter 18: Security Concepts

Chapter 19: Securing Operating Systems

Chapter 20: Troubleshooting Operating Systems and Security

Chapter 21: Scripting and Remote Access

Chapter 22: Safety and Environmental Concerns

Chapter 23: Documentation and Professionalism

Chapter 24: Appendix A

Videos and How To

9. Practice Test

Here's what you get

Features

10. Live labs

Lab Tasks

Here's what you get

11. Post-Assessment

## 1. Course Objective

The CompTIA A+ (220-1101 & 220-1102) course is designed to enhance the latest knowledge and skills of an IT professional. The course ensures that you not only cover the breadth of essential topics required for the CompTIA A+ certification but also gain in-depth insights into each domain, preparing you for the dynamic challenges of the IT landscape. It covers the areas like operating systems, software troubleshooting, operational procedures, security protocols, mobile devices, and advanced troubleshooting methodologies.

## 2. Pre-Assessment

Pre-Assessment lets you identify the areas for improvement before you start your prep. It determines what students know about a topic before it is taught and identifies areas for improvement with question assessment before beginning the course.

## 3. Exercises

There is no limit to the number of times learners can attempt these. Exercises come with detailed remediation, which ensures that learners are confident on the topic before proceeding.

**829**  
EXERCISES

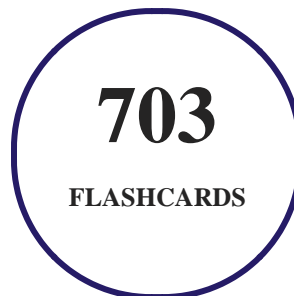
## 4. Quiz

Quizzes test your knowledge on the topics of the exam when you go through the course material. There is no limit to the number of times you can attempt it.



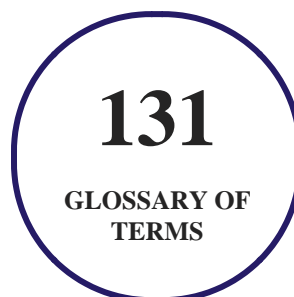
## 5. flashcards

Flashcards are effective memory-aiding tools that help you learn complex topics easily. The flashcard will help you in memorizing definitions, terminologies, key concepts, and more. There is no limit to the number of times learners can attempt these. Flashcards help master the key concepts.



## 6. Glossary of terms

uCertify provides detailed explanations of concepts relevant to the course through Glossary. It contains a list of frequently used terminologies along with its detailed explanation. Glossary defines the key terms.



## 7. Expert Instructor-Led Training

uCertify uses the content from the finest publishers and only the IT industry's finest instructors. They have a minimum of 15 years real-world experience and are subject matter experts in their fields. Unlike a live class, you can study at your own pace. This creates a personal learning experience and gives you all the benefit of hands-on training with the flexibility of doing it around your schedule 24/7.

## 8. ADA Compliant & JAWS Compatible Platform

uCertify course and labs are ADA (Americans with Disability Act) compliant. It is now more accessible to students with features such as:

- Change the font, size, and color of the content of the course
- Text-to-speech, reads the text into spoken words
- Interactive videos, how-tos videos come with transcripts and voice-over
- Interactive transcripts, each word is clickable. Students can clip a specific part of the video by clicking on a word or a portion of the text.

JAWS (Job Access with Speech) is a computer screen reader program for Microsoft Windows that reads the screen either with a text-to-speech output or by a Refreshable Braille display. Student can easily navigate uCertify course using JAWS shortcut keys.

## 9. State of the Art Educator Tools

uCertify knows the importance of instructors and provide tools to help them do their job effectively. Instructors are able to clone and customize course. Do ability grouping. Create sections. Design grade scale and grade formula. Create and schedule assessments. Educators can also move a student from self-paced to mentor-guided to instructor-led mode in three clicks.

## 10. Award Winning Learning Platform (LMS)

uCertify has developed an award winning, highly interactive yet simple to use platform. The SIIA CODiE Awards is the only peer-reviewed program to showcase business and education technology's finest products and services. Since 1986, thousands of products, services and solutions have been

recognized for achieving excellence. uCertify has won CODiE awards consecutively for last 7 years:

- **2014**

1. Best Postsecondary Learning Solution

- **2015**

1. Best Education Solution
2. Best Virtual Learning Solution
3. Best Student Assessment Solution
4. Best Postsecondary Learning Solution
5. Best Career and Workforce Readiness Solution
6. Best Instructional Solution in Other Curriculum Areas
7. Best Corporate Learning/Workforce Development Solution

- **2016**

1. Best Virtual Learning Solution
2. Best Education Cloud-based Solution
3. Best College and Career Readiness Solution
4. Best Corporate / Workforce Learning Solution
5. Best Postsecondary Learning Content Solution
6. Best Postsecondary LMS or Learning Platform
7. Best Learning Relationship Management Solution

- **2017**

1. Best Overall Education Solution
2. Best Student Assessment Solution
3. Best Corporate/Workforce Learning Solution
4. Best Higher Education LMS or Learning Platform

- **2018**

1. Best Higher Education LMS or Learning Platform

2. Best Instructional Solution in Other Curriculum Areas
3. Best Learning Relationship Management Solution

- **2019**

1. Best Virtual Learning Solution
2. Best Content Authoring Development or Curation Solution
3. Best Higher Education Learning Management Solution (LMS)

- **2020**

1. Best College and Career Readiness Solution
2. Best Cross-Curricular Solution
3. Best Virtual Learning Solution

## 11. Chapter & Lessons

uCertify brings these textbooks to life. It is full of interactive activities that keeps the learner engaged. uCertify brings all available learning resources for a topic in one place so that the learner can efficiently learn without going to multiple places. Challenge questions are also embedded in the chapters so learners can attempt those while they are learning about that particular topic. This helps them grasp the concepts better because they can go over it again right away which improves learning.

Learners can do Flashcards, Exercises, Quizzes and Labs related to each chapter. At the end of every lesson, uCertify courses guide the learners on the path they should follow.

### Syllabus

#### Chapter 1: Introduction

- What Is A+ Certification?
- What Does This Course Cover?
- The CompTIA A+ Exam Objectives



- A+ Certification Exam Objectives: 220-1101
- Objective Map
- A+ Certification Exam Objectives: 220-1102
- Objective Map

## Chapter 2: Motherboards, Processors, and Memory

- Understanding Motherboards
- Understanding Processors
- Understanding Memory
- Understanding Cooling Systems
- Summary
- Exam Essentials

## Chapter 3: Expansion Cards, Storage Devices, and Power Supplies

- Installing and Configuring Expansion Cards
- Understanding Storage Devices
- Understanding Power Supplies
- Summary

- Exam Essentials

## Chapter 4: Peripherals, Cables, and Connectors

- Understanding Cables and Connectors
- Understanding Cables and Connectors
- Summary
- Exam Essentials

## Chapter 5: Printers and Multifunction Devices

- Understanding Print Technologies and Imaging Processes
- Installing and Maintaining Printers
- Summary
- Exam Essentials

## Chapter 6: Networking Fundamentals

- Understanding Networking Principles
- Identifying Common Network Hardware
- Summary
- Exam Essentials

## Chapter 7: Introduction to TCP/IP

- Understanding TCP/IP
- Understanding Virtual Networks
- Summary
- Exam Essentials

## Chapter 8: Wireless and SOHO Networks

- Understanding Wireless Networking Technologies
- Installing and Configuring SOHO Networks
- Summary
- Exam Essentials

## Chapter 9: Network Services, Virtualization, and Cloud Computing

- Understanding Network Services
- Understanding Virtualization and Cloud Computing
- Summary
- Exam Essentials

## Chapter 10: Laptop and Mobile Device Hardware

- Working with Laptop and Mobile Device Hardware
- Summary
- Exam Essentials

## Chapter 11: Mobile Connectivity and Application Support

- Understanding Mobile Connectivity
- Understanding Mobile App Support
- Summary
- Exam Essentials

## Chapter 12: Troubleshooting Methodology and Resolving Core Hardware Problems

- Using the Troubleshooting Best Practice Methodology
- Troubleshooting Motherboards, CPUs, RAM, and Power Problems
- Summary
- Exam Essentials

## Chapter 13: Hardware and Network Troubleshooting

- Troubleshooting Storage Drives and RAID Arrays
- Troubleshooting Video, Projector, and Display Issues

- Troubleshooting Common Mobile Device Issues
- Troubleshooting Printer Problems
- Troubleshooting Networking Problems
- Summary
- Exam Essentials

## Chapter 14: Operating System Basics

- Understanding Operating Systems
- Understanding Applications
- Introduction to Windows 10
- Preparing for the Exam
- Summary
- Exam Essentials

## Chapter 15: Windows Configuration

- Interacting with Operating Systems
- The Windows Registry
- Disk Management

- Summary
- Exam Essentials

## Chapter 16: Windows Administration

- Installing and Upgrading Windows
- Command-Line Tools
- Networking in Windows
- Summary
- Exam Essentials

## Chapter 17: Working with macOS and Linux

- macOS and Linux
- Applications on macOS
- Best Practices
- Tools
- System Preferences
- Features
- Basic Linux Commands
- Linux and Windows

- Summary

- Exam Essentials

## Chapter 18: Security Concepts

- Physical Security Concepts
- Physical Security for Staff
- Logical Security
- Malware
- Mitigating Software Threats
- Social Engineering Attacks, Threats, and Vulnerabilities
- Common Security Threats
- Exploits and Vulnerabilities
- Security Best Practices
- Destruction and Disposal Methods
- Summary
- Exam Essentials

## Chapter 19: Securing Operating Systems

- Working with Windows OS Security Settings
- Web Browser Security
- Securing a SOHO Network (Wireless)
- Securing a SOHO Network (Wired)
- Mobile Device Security
- Summary
- Exam Essentials

## Chapter 20: Troubleshooting Operating Systems and Security

- Troubleshooting Common Microsoft Windows OS Problems
- Troubleshooting Security Issues
- Best Practices for Malware Removal
- Troubleshooting Mobile OS Issues
- Troubleshooting Mobile Security Issues
- Summary
- Exam Essentials

## Chapter 21: Scripting and Remote Access

- Scripting



- Remote Access
- Summary
- Exam Essentials

## Chapter 22: Safety and Environmental Concerns

- Understanding Safety Procedures
- Understanding Environmental Controls
- Understanding Policies, Licensing, and Privacy
- Summary
- Exam Essentials

## Chapter 23: Documentation and Professionalism

- Documentation and Support
- Change Management Best Practices
- Disaster Prevention and Recovery
- Demonstrating Professionalism
- Summary
- Exam Essentials

## Chapter 24: Appendix A

- 3D Objects

### Videos and How To

uCertify course includes videos to help understand concepts. It also includes How Tos that help learners in accomplishing certain tasks.

**267**

VIDEOS

**16:43**

HOURS

## 12. Practice Test

Here's what you get

**190**

PRE-ASSESSMENTS  
QUESTIONS

**4**

FULL LENGTH TESTS

**190**

POST-ASSESSMENTS  
QUESTIONS

### Features

Each question comes with detailed remediation explaining not only why an answer option is correct but also why it is incorrect.

### **Unlimited Practice**

Each test can be taken unlimited number of times until the learner feels they are prepared. Learner can review the test and read detailed remediation. Detailed test history is also available.

Each test set comes with learn, test and review modes. In learn mode, learners will attempt a question and will get immediate feedback and complete remediation as they move on to the next question. In test mode, learners can take a timed test simulating the actual exam conditions. In review mode, learners can read through one item at a time without attempting it.

## **13.** **Live Labs**

The benefits of live-labs are:

- Exam based practical tasks
- Real equipment, absolutely no simulations
- Access to the latest industry technologies
- Available anytime, anywhere on any device
- Break and Reset functionality
- No hardware costs

## **Lab Tasks**

### **Motherboards, Processors, and Memory**

- Identifying a PCI Bus Slot
- Installing a Riser Cable and Graphics Card on a Motherboard
- Installing a CR 2032 CMOS Battery on a Motherboard

- Installing Motherboard Components
- Accessing the BIOS Setup in Windows 10
- Setting Up a Boot Device Priority
- Installing an i7 Processor on a Motherboard
- Enabling Hardware Virtualization
- Working with the Task Manager
- Viewing the Processor Information
- Installing Memory Modules on a Motherboard
- Installing DDR5 RAM on a Motherboard
- Verifying the RAM Usage
- Installing a CPU Fan on a Motherboard

### **Expansion Cards, Storage Devices, and Power Supplies**

- Connecting a NIC on a Motherboard
- Inserting a USB Flash Drive into a Laptop
- Installing an Expansion Card on a Motherboard
- Connecting a PCIe Gaming Sound Card
- Configuring NIC Teaming
- Removing an Internal Storage Device from a Laptop
- Installing an Internal Storage Device
- Creating a Swap Partition
- Replacing the Power Supply
- Connecting a Computer to a Power Source
- Connecting the ATX, ATX12V, and EPS12V Connectors on a Motherboard

### **Peripherals, Cables, and Connectors**

- Connecting a USB Type A to C Cable to a Computer
- Installing Input and Output Devices
- Installing a Printer
- Configuring the Mouse Settings
- Adding a Keyboard Layout
- Connecting a VGA Connector to its Port

## **Printers and Multifunction Devices**

- Inserting Ink Cartridges in an Inkjet Printer
- Connecting a USB Printer

## **Networking Fundamentals**

- Connecting a New Workstation to the Internet
- Connecting a Router to the Laptop
- Configuring Port Security on an Access Port
- Configuring a Router
- Enabling a Device Driver
- Disabling a Device Driver

## **Introduction to TCP/IP**

- Configuring Network Address Translation
- Understanding the IPv4 Header
- Configuring an IPv6 Address
- Configuring a DHCP Server
- Creating a VLAN and Viewing its Assignment to Port Mapping
- Establishing a VPN Connection

## **Wireless and SOHO Networks**

- Configuring a SOHO Network - Packet Tracer Lab
- Configuring an IPv4 Address and a DNS Server
- Creating a Dial-up Connection

## **Network Services, Virtualization, and Cloud Computing**

- Scanning a Network Interface Using Wireshark

## **Laptop and Mobile Device Hardware**

- Removing Speakers from the Laptop

- Removing the Wireless NIC
- Removing a Laptop Keyboard
- Replacing an M.2 SSD from a Laptop
- Removing the Display Assembly of a Laptop
- Installing a Laptop Heatsink Fan
- Removing the CPU Heat Sink
- Removing an Internal Laptop Battery
- Replacing a CMOS Battery
- Replacing Laptop Memory

### **Mobile Connectivity and Application Support**

- Enabling ActiveSync in iOS
- Connecting an Android Phone to a Wi-Fi Network
- Connecting an iPhone to a Wi-Fi Network
- Disabling Cellular Data in Android
- Configuring a Mobile Hotspot
- Setting Up a VPN in Android
- Disabling Mobile Data on an iPhone
- Pairing an iPhone with a Vehicle's Sound System
- Configuring Location Services in iOS
- Configuring an Email Account on an iPhone
- Email Account Configuration in Android

### **Hardware and Network Troubleshooting**

- Configuring the Screen Resolution Setting
- Configuring a Power Plan

### **Operating System Basics**

- Configuring Screen Savers
- Enabling BranchCache
- Creating a Restore Point

### **Windows Configuration**

- Configuring a Default Domain Password Policy
- Configuring an Audit Group Policy
- Observing the Control Panel Options from Different Views
- Uninstalling a Program
- Creating a Variable
- Setting Automatic Windows Updates
- Using the Task Manager to Start an Application
- Configuring Computer Management Services
- Disabling a Service
- Using Windows Event Viewer
- Displaying Windows PowerShell Snap-ins
- Adding an MMC Snap-in
- Managing NTFS Permissions
- Editing a Drive Letter
- Converting a Basic Disk to a Dynamic Disk
- Converting a FAT32 Partition to NTFS
- Mounting a Drive to a Folder
- Working With the Command Prompt

### **Windows Administration**

- Tracing Route Using the tracert Command
- Using the nslookup Command
- Using the ping Command
- Using the netstat Command
- Viewing the Status of a Disk

### **Working with macOS and Linux**

- Restoring Files
- Backing Up Files
- Performing a Text Search
- Working with Directories
- Verifying the Working Directory
- Listing Files in a Directory

- Using Basic Linux Commands

### **Security Concepts**

- Configuring Windows Defender Firewall
- Conducting a DoS Attack Using Smurf Attack
- Conducting IP Spoofing
- Using an Asymmetric Encryption Algorithm
- Using a Symmetric Encryption Algorithm
- Disabling the AutoPlay Feature
- Using Windows Security in Windows Defender Settings

### **Securing Operating Systems**

- Creating a New User
- Using BitLocker
- Propagating Permissions
- Stopping Permission Inheritance
- Implementing EFS File Sharing
- Setting the Passcode Lock on an iPhone

### **Troubleshooting Operating Systems and Security**

- Creating and Binding an SSL Certificate to a Website
- Adding a Digital Certificate

### **Scripting and Remote Access**

- Running an if-else script in PowerShell
- Running a while loop script in PowerShell
- Creating and Running a ps1 File
- Executing the Basic Commands Through a ps1 File
- Creating a Loop in PowerShell
- Configuring an SSH Server

### **Safety and Environmental Concerns**



- Protecting a Computer Using a UPS
- Setting Up a Surge Protected Computer System

#### Documentation and Professionalism

- Enabling the Shadow Copies feature in Windows

### Here's what you get

**129**

LIVE LABS

**125**

VIDEO TUTORIALS

**02:03**


HOURS

## 14. Post-Assessment


After completion of the uCertify course Post-Assessments are given to students and often used in conjunction with a Pre-Assessment to measure their achievement and the effectiveness of the exam.

**GET IN TOUCH:**

 3187 Independence Drive  
Livermore, CA 94551,  
United States

 +1-415-763-6300

 support@ucertify.com

 www.ucertify.com