

uCertify

Course Outline

**Certified Information Security Manager
(CISM)**



28 May 2024

1. Course Objective
2. Pre-Assessment
3. Exercises, Quizzes, Flashcards & Glossary
Number of Questions
4. Expert Instructor-Led Training
5. ADA Compliant & JAWS Compatible Platform
6. State of the Art Educator Tools
7. Award Winning Learning Platform (LMS)
8. Chapter & Lessons
Syllabus
Chapter 1: Information Security Governance
Chapter 2: Information Risk Management and Compliance
Chapter 3: Information Security Program Development and Management
Chapter 4: Information Security Incident Management
Chapter 5: Video Tutorials
Videos and How To
9. Practice Test
Here's what you get
Features
10. Live labs
Lab Tasks
Here's what you get
11. Post-Assessment

1. Course Objective

Prepare for the ISACA CISM certification exam with the Certified Information Security Manager course and lab. The lab comes with a well-organized component library for every task. The CISM training course covers the CISM exam objectives and teaches how to define and design enterprise security architecture, deliver reliable service to customers, and more. The course comprehensively covers all the CISM domains including information security governance and information risk management.

2. Pre-Assessment

Pre-Assessment lets you identify the areas for improvement before you start your prep. It determines what students know about a topic before it is taught and identifies areas for improvement with question assessment before beginning the course.

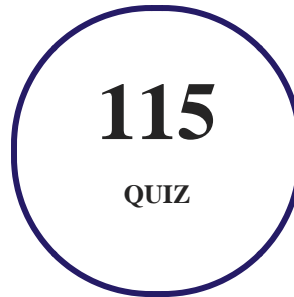
3. Exercises

There is no limit to the number of times learners can attempt these. Exercises come with detailed remediation, which ensures that learners are confident on the topic before proceeding.

529
EXERCISES


4. Quiz

Quizzes test your knowledge on the topics of the exam when you go through the course material. There is no limit to the number of times you can attempt it.



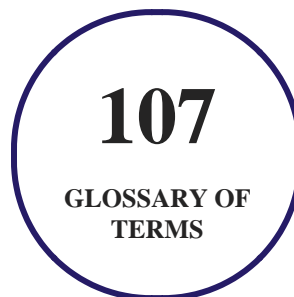
5. flashcards

Flashcards are effective memory-aiding tools that help you learn complex topics easily. The flashcard will help you in memorizing definitions, terminologies, key concepts, and more. There is no limit to the number of times learners can attempt these. Flashcards help master the key concepts.



6. Glossary of terms

uCertify provides detailed explanations of concepts relevant to the course through Glossary. It contains a list of frequently used terminologies along with its detailed explanation. Glossary defines the key terms.



7. Expert Instructor-Led Training

uCertify uses the content from the finest publishers and only the IT industry's finest instructors. They have a minimum of 15 years real-world experience and are subject matter experts in their fields. Unlike a live class, you can study at your own pace. This creates a personal learning experience and gives you all the benefit of hands-on training with the flexibility of doing it around your schedule 24/7.

8. ADA Compliant & JAWS Compatible Platform

uCertify course and labs are ADA (Americans with Disability Act) compliant. It is now more accessible to students with features such as:

- Change the font, size, and color of the content of the course
- Text-to-speech, reads the text into spoken words
- Interactive videos, how-tos videos come with transcripts and voice-over
- Interactive transcripts, each word is clickable. Students can clip a specific part of the video by clicking on a word or a portion of the text.

JAWS (Job Access with Speech) is a computer screen reader program for Microsoft Windows that reads the screen either with a text-to-speech output or by a Refreshable Braille display. Student can easily navigate uCertify course using JAWS shortcut keys.

9. State of the Art Educator Tools

uCertify knows the importance of instructors and provide tools to help them do their job effectively. Instructors are able to clone and customize course. Do ability grouping. Create sections. Design grade scale and grade formula. Create and schedule assessments. Educators can also move a student from self-paced to mentor-guided to instructor-led mode in three clicks.

10. Award Winning Learning Platform (LMS)

uCertify has developed an award winning, highly interactive yet simple to use platform. The SIIA CODiE Awards is the only peer-reviewed program to showcase business and education technology's finest products and services. Since 1986, thousands of products, services and solutions have been

recognized for achieving excellence. uCertify has won CODiE awards consecutively for last 7 years:

- **2014**

1. Best Postsecondary Learning Solution

- **2015**

1. Best Education Solution
2. Best Virtual Learning Solution
3. Best Student Assessment Solution
4. Best Postsecondary Learning Solution
5. Best Career and Workforce Readiness Solution
6. Best Instructional Solution in Other Curriculum Areas
7. Best Corporate Learning/Workforce Development Solution

- **2016**

1. Best Virtual Learning Solution
2. Best Education Cloud-based Solution
3. Best College and Career Readiness Solution
4. Best Corporate / Workforce Learning Solution
5. Best Postsecondary Learning Content Solution
6. Best Postsecondary LMS or Learning Platform
7. Best Learning Relationship Management Solution

- **2017**

1. Best Overall Education Solution
2. Best Student Assessment Solution
3. Best Corporate/Workforce Learning Solution
4. Best Higher Education LMS or Learning Platform

- **2018**

1. Best Higher Education LMS or Learning Platform

2. Best Instructional Solution in Other Curriculum Areas
3. Best Learning Relationship Management Solution

- **2019**

1. Best Virtual Learning Solution
2. Best Content Authoring Development or Curation Solution
3. Best Higher Education Learning Management Solution (LMS)

- **2020**

1. Best College and Career Readiness Solution
2. Best Cross-Curricular Solution
3. Best Virtual Learning Solution

11. Chapter & Lessons

uCertify brings these textbooks to life. It is full of interactive activities that keeps the learner engaged. uCertify brings all available learning resources for a topic in one place so that the learner can efficiently learn without going to multiple places. Challenge questions are also embedded in the chapters so learners can attempt those while they are learning about that particular topic. This helps them grasp the concepts better because they can go over it again right away which improves learning.

Learners can do Flashcards, Exercises, Quizzes and Labs related to each chapter. At the end of every lesson, uCertify courses guide the learners on the path they should follow.

Syllabus

Chapter 1: Information Security Governance

- Security Strategy
- Information Security Governance framework
- Integrating security governance into corporate governance

- Security Policies: standards, procedures, and guidelines
- Business cases to support investments
- Internal and external influences on information security strategy
- Management and other stakeholder commitment
- Roles and Responsibilities
- Measuring the effectiveness of the information security strategy

Chapter 2: Information Risk Management and Compliance

- Information asset classification
- Risk management, assessments, vulnerability assessments and threat analyses
- Risk treatment options
- Manage risk of noncompliance
- Information security controls
- Current and desired risk levels: Gap analysis
- Monitoring risk

Chapter 3: Information Security Program Development and Management

- Alignment of IS program with information security strategy

- Information security manager's role and responsibilities in alignment
- Information security frameworks
- Information security architectures
- Evaluating the effectiveness and efficiency of the IS program
- Integrating the IS program with IT processes
- Integrating the IS program into contracts and activities of third parties
- Controls and countermeasures
- Security Program Metrics and Monitoring

Chapter 4: Information Security Incident Management

- Organizational definition and severity hierarchy for security incidents
- Incident response plan
- Processes for timely identification
- Testing and review
- Investigating and documenting information security incidents
- Integration of incident response plan, disaster recovery plan and business continuity plan

Chapter 5: Video Tutorials

- Introduction
- Information Security Threats, Management, And Protection
- Security Compliance And Strategy
- Business Functions And Policies
- Security Standards, Activities, And Strategy Development
- Information Security Governance Framework
- Regulatory Requirements And Liability Management
- Business Case, Budgetary Reporting Methods And Planning Strategy
- Organizational Drivers And Their Impacts
- Commitment To Info Security
- Management Roles And Responsibilities
- Reporting And Communicating
- Risks Assessment
- Information: Classification, Ownership, And Resource Valuation
- Baseline And BIAs
- Risk: Countermeasures, Mitigation Strategies, And Life Cycle
- Risk: Management And Reporting
- Information Security Strategies And Programs

- Security Technologies, Cryptography, And Access Controls
- Monitoring Tools, Security Programs And Controls
- Business Assurance Function And SLAs
- Resources, Services, And Skills
- Security Architecture, Model, And Deployment
- Info Security: Policies, Awareness And Training Programs
- Documentation
- Organizational Processes
- Contracts, Joint Ventures, Business Partners And Customers
- Third Parties, Suppliers, And Subcontractors
- Info Security Metrics
- Goals And Methods Of Evaluating Info Security Controls
- Vulnerability
- Assessment Tools And Tracking Info Security Awareness Training And Education Programs
- Evaluation And Management Metrics
- Data Collection, Reviews, And Measurement
- Assurance Providers, Line Management, Budgeting, And Staff Management

- Facilities And Program Resources
- Security Policy, Administrative Processes, And Procedures
- Access Control, Access Security Policy Principles, And Identity Management
- Authentication, Remote Access And User Registration
- Procurement And Enforcing Policy Standard and Compliance
- Third Party Relationships
- SLAs, SDLC, And Security Enforcement
- Maintenance, Monitoring, And Configuration Management
- Maintaining Info Security And Due Diligence Activities
- Info Access, Security Advice, Guidance, And Awareness
- Stakeholders
- Testing Info Security Control
- Noncompliance Issues And Security Baselines
- Incident Response And Continuity Of Operations
- Disaster Recovery And Business Continuity Plan
- Incident Management And Response Plan
- Processes, Requirements, And Plans
- Incident Response, Disaster Recovery And Business Continuity Plans

- Forensics Procedures And Incident Review Process
- Conclusion

Videos and How To

uCertify course includes videos to help understand concepts. It also includes How Tos that help learners in accomplishing certain tasks.

347

VIDEOS

12:57

HOURS

12. Practice Test

Here's what you get

15

PRE-ASSESSMENTS
QUESTIONS

3

FULL LENGTH TESTS

150

POST-ASSESSMENTS
QUESTIONS

Features

Each question comes with detailed remediation explaining not only why an answer option is correct but also why it is incorrect.

Unlimited Practice

Each test can be taken unlimited number of times until the learner feels they are prepared. Learner can review the test and read detailed remediation. Detailed test history is also available.

Each test set comes with learn, test and review modes. In learn mode, learners will attempt a question and will get immediate feedback and complete remediation as they move on to the next question. In test mode, learners can take a timed test simulating the actual exam conditions. In review mode, learners can read through one item at a time without attempting it.

13. **Live Labs**

The benefits of live-labs are:

- Exam based practical tasks
- Real equipment, absolutely no simulations
- Access to the latest industry technologies
- Available anytime, anywhere on any device
- Break and Reset functionality
- No hardware costs

Lab Tasks

Information Risk Management and Compliance

- Demonstrating Network Mapping and Quarantining a Vulnerable System
- Conducting Vulnerability Scanning Using Nessus
- Performing Vulnerability Scanning Using OpenVAS

- Performing Vulnerability Scanning Using OSSIM
- Using Social Engineering Techniques to Plan an Attack

Information Security Program Development and Management

- Observing an MD5-Generated Hash Value
- Observe an SHA-Generated Hash Value
- Assigning File or Folder Permissions
- Configuring a Linux Firewall Using Iptables
- Using the Windows Firewall
- Configuring User Access Control Settings
- Scanning Ports Using Metasploit
- Completing the Chain of Custody
- Configuring IPsec
- Using OpenSSL to Create a Public/Private Key Pair
- Configuring RAID 5
- Configuring a VPN
- Configuring the Audit Group Policy
- Defending against IP Spoofing
- Configuring an Extended Access Control List
- Configuring VLAN
- Configuring Static NAT
- Configuring Dynamic NAT
- Scanning Using nmap
- Configuring Snort
- Taking an Incremental Backup
- Taking a Full Backup
- Restricting Local Accounts
- Encrypting Files with EFS
- Encrypting the Disk
- Enabling Intrusion Prevention and Detection
- Exploiting a Website Using SQL Injection
- Conducting a Cross-Site Request Forgery Attack
- Performing Session Hijacking Using Burp Suite
- Performing ARP Spoofing

- Attacking a Website Using XSS Injection
- Exploiting Windows 7 Using Metasploit
- Causing a DarkComet Trojan Infection
- Conducting a DoS Attack Using a SYN Flood

Here's what you get

39

LIVE LABS

39

VIDEO TUTORIALS

52


MINUTES

14. Post-Assessment


After completion of the uCertify course Post-Assessments are given to students and often used in conjunction with a Pre-Assessment to measure their achievement and the effectiveness of the exam.

GET IN TOUCH:

 3187 Independence Drive
Livermore, CA 94551,
United States

 +1-415-763-6300

 support@ucertify.com

 www.ucertify.com