

# uCertify

## Course Outline

### CompTIA IT Fundamentals (FC0-U61)



28 May 2024

1. Course Objective
2. Pre-Assessment
3. Exercises, Quizzes, Flashcards & Glossary  
Number of Questions
4. Expert Instructor-Led Training
5. ADA Compliant & JAWS Compatible Platform
6. State of the Art Educator Tools
7. Award Winning Learning Platform (LMS)
8. Chapter & Lessons  
Syllabus  
Chapter 1: Introduction  
Chapter 2: Core Hardware Components  
Chapter 3: Peripherals and Connectors  
Chapter 4: Computing Devices and the Internet of Things  
Chapter 5: Operating Systems  
Chapter 6: Software Applications  
Chapter 7: Software Development  
Chapter 8: Database Fundamentals  
Chapter 9: Networking Concepts and Technologies  
Chapter 10: Security Concepts and Threats  
Chapter 11: Security Best Practices  
Chapter 12: Business Continuity and Computer Support  
Videos and How To
9. Practice Test  
Here's what you get  
Features
10. Live labs  
Lab Tasks

Here's what you get

11. Post-Assessment

## 1. Course Objective

Gain hands-on experience to pass the CompTIA IT Fundamentals exam with the CompTIA IT Fundamentals FC0-U61 course and lab. The lab provides a hands-on learning experience in a safe and online environment. The CompTIA ITF+ study guide completely covers the FC0-U61 exam objectives and includes topics such as IT concepts and terminology; infrastructure, applications, and software; software development, database fundamentals, security, and more.

## 2. Pre-Assessment

Pre-Assessment lets you identify the areas for improvement before you start your prep. It determines what students know about a topic before it is taught and identifies areas for improvement with question assessment before beginning the course.

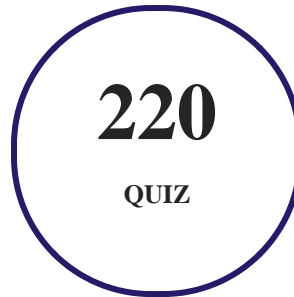
## 3. Exercises

There is no limit to the number of times learners can attempt these. Exercises come with detailed remediation, which ensures that learners are confident on the topic before proceeding.



## 4. Quiz

Quizzes test your knowledge on the topics of the exam when you go through the course material. There is no limit to the number of times you can attempt it.



## 5. flashcards

Flashcards are effective memory-aiding tools that help you learn complex topics easily. The flashcard will help you in memorizing definitions, terminologies, key concepts, and more. There is no limit to the number of times learners can attempt these. Flashcards help master the key concepts.



## 6. Glossary of terms

uCertify provides detailed explanations of concepts relevant to the course through Glossary. It contains a list of frequently used terminologies along with its detailed explanation. Glossary defines the key terms.



## 7. Expert Instructor-Led Training

uCertify uses the content from the finest publishers and only the IT industry's finest instructors. They have a minimum of 15 years real-world experience and are subject matter experts in their fields. Unlike a live class, you can study at your own pace. This creates a personal learning experience and gives you all the benefit of hands-on training with the flexibility of doing it around your schedule 24/7.

## 8. ADA Compliant & JAWS Compatible Platform

uCertify course and labs are ADA (Americans with Disability Act) compliant. It is now more accessible to students with features such as:

- Change the font, size, and color of the content of the course
- Text-to-speech, reads the text into spoken words
- Interactive videos, how-tos videos come with transcripts and voice-over
- Interactive transcripts, each word is clickable. Students can clip a specific part of the video by clicking on a word or a portion of the text.

JAWS (Job Access with Speech) is a computer screen reader program for Microsoft Windows that reads the screen either with a text-to-speech output or by a Refreshable Braille display. Student can easily navigate uCertify course using JAWS shortcut keys.

## 9. State of the Art Educator Tools

uCertify knows the importance of instructors and provide tools to help them do their job effectively. Instructors are able to clone and customize course. Do ability grouping. Create sections. Design grade scale and grade formula. Create and schedule assessments. Educators can also move a student from self-paced to mentor-guided to instructor-led mode in three clicks.

## 10. Award Winning Learning Platform (LMS)

uCertify has developed an award winning, highly interactive yet simple to use platform. The SIIA CODiE Awards is the only peer-reviewed program to showcase business and education technology's finest products and services. Since 1986, thousands of products, services and solutions have been

recognized for achieving excellence. uCertify has won CODiE awards consecutively for last 7 years:

- **2014**

1. Best Postsecondary Learning Solution

- **2015**

1. Best Education Solution
2. Best Virtual Learning Solution
3. Best Student Assessment Solution
4. Best Postsecondary Learning Solution
5. Best Career and Workforce Readiness Solution
6. Best Instructional Solution in Other Curriculum Areas
7. Best Corporate Learning/Workforce Development Solution

- **2016**

1. Best Virtual Learning Solution
2. Best Education Cloud-based Solution
3. Best College and Career Readiness Solution
4. Best Corporate / Workforce Learning Solution
5. Best Postsecondary Learning Content Solution
6. Best Postsecondary LMS or Learning Platform
7. Best Learning Relationship Management Solution

- **2017**

1. Best Overall Education Solution
2. Best Student Assessment Solution
3. Best Corporate/Workforce Learning Solution
4. Best Higher Education LMS or Learning Platform

- **2018**

1. Best Higher Education LMS or Learning Platform

2. Best Instructional Solution in Other Curriculum Areas
3. Best Learning Relationship Management Solution

- **2019**

1. Best Virtual Learning Solution
2. Best Content Authoring Development or Curation Solution
3. Best Higher Education Learning Management Solution (LMS)

- **2020**

1. Best College and Career Readiness Solution
2. Best Cross-Curricular Solution
3. Best Virtual Learning Solution

## 11. Chapter & Lessons

uCertify brings these textbooks to life. It is full of interactive activities that keeps the learner engaged. uCertify brings all available learning resources for a topic in one place so that the learner can efficiently learn without going to multiple places. Challenge questions are also embedded in the chapters so learners can attempt those while they are learning about that particular topic. This helps them grasp the concepts better because they can go over it again right away which improves learning.

Learners can do Flashcards, Exercises, Quizzes and Labs related to each chapter. At the end of every lesson, uCertify courses guide the learners on the path they should follow.

### Syllabus

#### Chapter 1: Introduction

- What Is the CompTIA IT Fundamentals Certification?
- Exam Objectives



## Chapter 2: Core Hardware Components

- Introducing Internal Components
- Exploring Motherboards, Processors, and Memory
- Exploring Storage and Expansion Devices
- Exploring Power and Cooling
- Summary
- Exam Essentials
- Written Lab

## Chapter 3: Peripherals and Connectors

- Understanding Common Peripherals, Interfaces, and Connectors
- Summary
- Exam Essentials
- Written Lab

## Chapter 4: Computing Devices and the Internet of Things

- Exploring Common Computing Devices
- Understanding the Internet of Things

- Summary
- Exam Essentials
- Written Lab

## Chapter 5: Operating Systems

- Operating System Fundamentals
- Managing an Operating System
- Summary
- Exam Essentials
- Written Lab

## Chapter 6: Software Applications

- Understanding Application Architecture and Installation
- Exploring Common Application Types
- Summary
- Exam Essentials
- Written Lab

## Chapter 7: Software Development

- Exploring Programming Languages
- Understanding Programming Concepts and Techniques
- Summary
- Exam Essentials
- Written Lab

## Chapter 8: Database Fundamentals

- Understanding Databases
- Summary
- Exam Essentials
- Written Lab

## Chapter 9: Networking Concepts and Technologies

- Exploring Connection Types and Features
- Understanding Network Connectivity Essentials
- Setting Up a Wireless Network
- Summary
- Exam Essentials
- Written Lab

## Chapter 10: Security Concepts and Threats

- Understanding Hackers and Motives
- Understanding Security Threats
- Understanding Access Control
- Summary
- Exam Essentials
- Written Lab

## Chapter 11: Security Best Practices

- Understanding Security Best Practices
- Summary
- Exam Essentials
- Written Lab

## Chapter 12: Business Continuity and Computer Support

- Understanding Business Continuity
- Exploring Computer Support Concepts

- Summary
- Exam Essentials
- Written Lab

## Videos and How To

uCertify course includes videos to help understand concepts. It also includes How Tos that help learners in accomplishing certain tasks.

**32**

VIDEOS

**07:19**

HOURS

## 12. Practice Test

Here's what you get

**50**

PRE-ASSESSMENTS  
QUESTIONS

**2**

FULL LENGTH TESTS

**60**

POST-ASSESSMENTS  
QUESTIONS

## Features

Each question comes with detailed remediation explaining not only why an answer option is correct but also why it is incorrect.

### Unlimited Practice

Each test can be taken unlimited number of times until the learner feels they are prepared. Learner can review the test and read detailed remediation. Detailed test history is also available.

Each test set comes with learn, test and review modes. In learn mode, learners will attempt a question and will get immediate feedback and complete remediation as they move on to the next question. In test mode, learners can take a timed test simulating the actual exam conditions. In review mode, learners can read through one item at a time without attempting it.

## 13. Live Labs

The benefits of live-labs are:

- Exam based practical tasks
- Real equipment, absolutely no simulations
- Access to the latest industry technologies
- Available anytime, anywhere on any device
- Break and Reset functionality
- No hardware costs

## Lab Tasks

### Core Hardware Components

- Installing Motherboard Components

- Installing a Motherboard, Processor, and Processor Fan
- Installing PCIe Cards on a Motherboard
- Connecting a PCIe Sound Card
- Installing SMPS and Connecting it to the Motherboard

### **Peripherals and Connectors**

- Configuring a Network Adapter
- Sharing a Printer
- Configuring the Screen Resolution Setting
- Adding a Keyboard Layout
- Configuring the Mouse Settings
- Installing a Printer
- Connecting the Motherboard to the Internal Hard Disk
- Installing Input and Output Devices
- Inserting Ink Cartridges in an Inkjet Printer
- Identifying the Brightness Control Keys on a Keyboard
- Connecting a VGA Cable to a Monitor
- Connecting the Monitor and Headset to a CPU
- Connecting a Laptop and Television
- Connecting an SD Card to a Laptop
- Connecting an External Hard Drive to a Computer
- Connecting a Wireless USB Receiver to a Laptop
- Connecting a Speaker to a Laptop

### **Computing Devices and the Internet of Things**

- Protecting a Computer Using a UPS
- Connecting a Laptop and Phone via Bluetooth
- Pairing an iPhone with a Vehicle's Sound System
- Connecting a Docking Station to the Laptop
- Identifying the Audio Adjustment Keys on a Keyboard
- Securing a Laptop with a Cable Lock
- Connecting a Laptop to an AC Power Adapter
- Turning On Portrait Mode in Android
- Connecting an iPhone to a Wi-Fi Network

## **Operating Systems**

- Using Basic Linux Commands
- Running Commands on PowerShell
- Creating a Virtual Machine
- Configuring a Default Domain Password Policy
- Propagating Permissions
- Finding Files
- Working with the Task Manager
- Managing NTFS Permissions
- Adding and Removing a New User Account
- Manipulating Files
- Using the Task Scheduler
- Configuring UAC Settings
- Running the Disk Cleanup
- Creating a Volume
- Creating a Shortcut

## **Software Applications**

- Setting up a Demilitarized Zone
- Setting Automatic Windows Updates
- Disabling and Enabling a Device Driver
- Uninstalling a Program
- Configuring Windows Defender Firewall
- Creating and Saving a Workbook
- Creating and Saving a Basic Presentation
- Creating and Saving a Document
- Configuring the Edge Pop-Up Blocker

## **Software Development**

- Printing Ordered and Unordered Lists in HTML
- Adding an Image and using Headings in HTML
- Using Image as Hyperlink



- Creating a Function
- Using the for Loop
- Using the while Loop
- Using the if else Statement
- Using the for Loop with Array
- Printing “Hello, world!” in HTML

### **Database Fundamentals**

- Using SQL Queries

### **Networking Concepts and Technologies**

- Adding a DNS Server
- Configuring a Router
- Connecting a DSL Modem to a Laptop
- Configuring a DHCP Server
- Connecting a Wireless Router to a Laptop

### **Security Concepts and Threats**

- Using Social Engineering Techniques to Plan an Attack
- Cracking Passwords
- Detecting Rootkits
- Analyzing Malware
- Conducting a DoS Attack Using Smurf Attack
- Configuring a Proxy Server

### **Security Best Practices**

- Configuring a VPN
- Disabling a Service
- Using a Symmetric Encryption Algorithm
- Configuring Screen Savers

### **Business Continuity and Computer Support**

- Restoring Files
- Backing Up Files
- Creating a Restore Point

## Here's what you get

**83**

LIVE LABS

**82**

VIDEO TUTORIALS

**01:35**


HOURS

## 14. Post-Assessment


After completion of the uCertify course Post-Assessments are given to students and often used in conjunction with a Pre-Assessment to measure their achievement and the effectiveness of the exam.

**GET IN TOUCH:**

 3187 Independence Drive  
Livermore, CA 94551,  
United States

 +1-415-763-6300

 support@ucertify.com

 www.ucertify.com